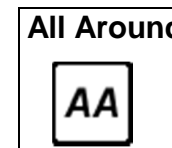

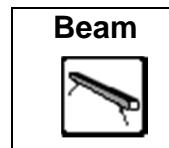
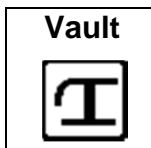


2012 Compulsory L4 L3

Womens Artistic

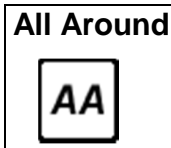

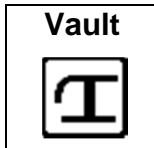


Comp4

No	Name	Club	Team	Comp	D	VT		D	UB		D	BB		D	FX		D	RC		AA		
7	Natasha	Freeman	East	Comp4-East	Comp4	3.5	11.950	29 =	3.5	12.300	2	3.5	12.600	2	3.5	11.650	13 =	3.5	12.500	3	61.000	1
52	Francesca	Ryman	North	Comp4-North	Comp4	3.5	12.300	14 =	3.5	12.000	5	3.0	11.700	21 =	3.5	11.950	3	3.5	12.950	1	60.900	2
40	Amelie	Morgan	South	Comp4-South	Comp4	3.5	12.400	8 =	3.5	11.700	13 =	3.5	12.300	4	3.5	11.750	7 =	3.5	12.300	5	60.450	3
8	Erin	Bellman	East	Comp4-East	Comp4	3.5	11.850	33 =	3.5	11.800	7 =	3.5	12.250	6	3.5	12.200	2	3.5	12.350	4	60.450	3
24	Robyn	Kilbourne	North West	Comp4-North West	Comp4	3.5	11.700	41 =	3.5	11.700	13 =	3.5	12.400	3	3.5	12.350	1	3.5	12.050	9 =	60.200	5
48	Paige	Thomas	Wales	Comp4-Wales	Comp4	3.5	12.600	3 =	3.5	11.800	7 =	3.5	12.050	12	3.5	11.600	16 =	3.5	12.050	9 =	60.100	6
54	Hallie	Copperwheat	Sapphire		Comp4	3.5	12.500	6	3.5	11.650	17 =	3.5	12.100	8 =	3.5	11.750	7 =	3.5	11.950	13	59.950	7
17	Amy	Jane Rowe	South West	Comp4-South West	Comp4	3.5	12.650	2	3.5	11.450	28 =	3.5	12.300	4	3.5	11.300	24 =	3.5	12.100	7 =	59.800	8
9	Devon	Allen	East	Comp4-East	Comp4	3.5	12.150	19	3.5	11.550	22 =	3.5	12.100	8 =	3.5	11.800	5 =	3.5	12.100	7 =	59.700	9
26	Marnie	Woolrich	North West	Comp4-North West	Comp4	3.5	12.400	8 =	3.5	11.750	10 =	3.5	12.250	6	3.5	11.500	18 =	3.5	11.500	20	59.400	10
51	Mia	Scott	North	Comp4-North	Comp4	3.5	12.600	3 =	3.5	11.500	24 =	3.5	11.900	15	3.5	11.650	13 =	3.5	11.750	16 =	59.400	10
38	Kate	Ashley	West Midlands	Comp4-West Midlands	Comp4	3.5	12.250	16 =	3.5	11.500	24 =	3.5	11.700	21 =	3.5	11.650	13 =	3.5	11.800	14 =	58.900	12
41	Ellie	Botterill	South	Comp4-South	Comp4	3.5	11.550	46 =	3.5	11.700	13 =	3.5	12.800	1	3.0	10.250	49	3.5	12.600	2	58.900	12
20	Isabel	Davis	South West	Comp4-South West	Comp4	3.5	12.350	13	3.5	12.100	3	2.5	10.050	52	3.5	11.800	5	3.5	12.300	5	58.600	14
23	Olivia	Davies	North West	Comp4-North West	Comp4	3.5	12.400	8 =	3.5	11.750	10 =	3.0	11.600	23	3.5	10.950	35	3.5	11.800	14 =	58.500	15
35	Tabitha	Sheard	West Midlands	Comp4-West Midlands	Comp4	3.5	11.450	50	3.5	11.750	10 =	3.5	12.100	8 =	3.5	11.500	18 =	3.5	11.600	19 =	58.400	16
45	Evie	Lawrence	Wales	Comp4-Wales	Comp4	3.5	12.100	20 =	3.5	10.650	54	3.5	11.800	16 =	3.5	11.750	7 =	3.5	12.000	11 =	58.300	17
4	Pretoria	Drever	Scotland	Comp4-Scotland	Comp4	3.5	12.400	8 =	3.5	11.450	28 =	3.5	12.100	8 =	3.5	11.100	29 =	3.5	11.150	27 =	58.200	18
25	Lucy	Turner	North West	Comp4-North West	Comp4	3.5	11.850	33 =	3.5	11.450	28 =	3.5	11.750	18 =	3.5	11.500	18 =	3.5	11.450	21 =	58.000	19
60	Iona	Moir	London	Comp4-London	Comp4	3.5	12.100	20 =	3.5	12.100	3	3.5	10.950	34 =	3.5	11.700	10 =	3.0	10.950	32	57.800	20
6	Francesca	Scarlett	East	Comp4-East	Comp4	3.5	12.400	8 =	3.5	11.550	22 =	3.5	11.950	14	2.5	10.750	40	3.5	11.150	27 =	57.800	20
62	Sky	Bebbington	London	Comp4-London	Comp4	3.5	11.800	37 =	3.5	12.350	1	3.0	10.400	49	3.5	11.700	10 =	3.5	11.400	23 =	57.650	22
37	Joely	Smith	West Midlands	Comp4-West Midlands	Comp4	3.5	11.950	29 =	3.5	11.650	17 =	3.0	11.550	24 =	3.5	11.350	21 =	3.5	11.000	31	57.500	23
43	Bailey	Cox	South	Comp4-South	Comp4	3.5	12.300	14 =	3.5	11.800	7 =	2.5	10.700	43 =	3.5	11.850	4	3.0	10.700	34	57.350	24
18	Oriel	Powell	South West	Comp4-South West	Comp4	3.5	12.600	3 =	3.5	12.000	5	3.5	12.000	13	3.5	11.250	26 =	3.0	9.450	55	57.300	25
49	Charlotte	Fink	South Essex		Comp4	3.5	11.400	51 =	3.5	11.500	24 =	3.0	10.900	36 =	3.5	11.350	21 =	3.5	11.750	16 =	56.900	26
16	Eloise	Sherwood	West Midlands	Comp4-West Midlands	Comp4	3.5	11.800	37 =	3.5	11.300	36 =	3.5	11.800	16 =	3.5	11.600	16 =	3.0	10.200	46	56.700	27
53	Milly	Gall	Sapphire		Comp4	3.5	12.000	23 =	3.5	11.200	41 =	2.5	10.550	45	3.5	11.700	10 =	3.0	11.050	29 =	56.500	28
64	Erin Niamh	Houlihan	Norfolk Academy		Comp4	3.5	11.300	54 =	3.5	11.450	28 =	3.0	11.150	28	3.5	11.150	28	3.5	11.450	21 =	56.500	28
21	Miya	Thomas-Breen	East London		Comp4	3.5	12.700	1	3.5	10.900	49 =	3.5	11.750	18 =	3.0	10.350	46 =	3.5	10.750	33	56.450	30
50	Elisha	Yorke	North	Comp4-North	Comp4	3.5	11.650	43 =	3.5	11.400	34 =	3.0	11.000	31 =	3.5	11.050	31 =	3.0	11.250	25 =	56.350	31
15	Anna	Thompson	Tamworth		Comp4	3.5	11.850	33 =	3.5	11.100	44 =	3.5	11.750	18 =	3.5	11.000	33 =	3.5	10.600	35 =	56.300	32
44	Leshawn	Dines	Pipers Vale		Comp4	3.5	12.000	23 =	3.5	10.550	55	3.0	10.800	40 =	3.5	11.300	24 =	3.5	11.650	18	56.300	32
61	Parise	Simpson	London	Comp4-London	Comp4	3.5	12.450	7	3.5	11.600	21	2.5	10.700	43 =	3.0	11.050	31 =	3.0	10.250	43 =	56.050	34
42	Gypsy	Squires	South	Comp4-South	Comp4	3.5	12.250	16 =	3.5	11.300	36 =	3.0	11.300	27	3.5	11.100	29 =	3.0	10.000	49	55.950	35

2012 Compulsory L4 L3

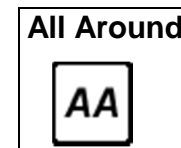

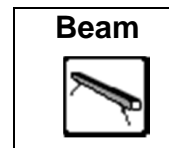
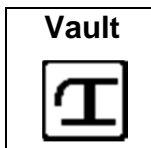
Womens Artistic



10	Sioned	Thomas	City of Swansea		Comp4	3.5	12.000	23 =	3.5	11.650	17 =	3.0	11.000	31 =	3.0	10.400	45 =	3.5	10.600	35 =	55.650	36	
46	Beth	Munro-Morris	Wales	Comp4-Wales	Comp4	3.5	12.000	23 =	3.5	11.650	17 =	3.0	10.800	40 =	3.0	10.650	42 =	3.5	10.500	37 =	55.600	37	
55	Paige	Vick	East Midlands	Comp4-East Midlands	Comp4	3.5	12.200	18 =	3.5	11.300	36 =	3.0	10.900	36 =	3.0	10.800	38 =	2.5	10.300	38 =	55.500	38	
30	Seia	Kent	South East	Comp4-South East	Comp4	3.5	11.300	54 =	3.5	11.700	13 =	3.5	10.750	42 =	3.5	11.350	21 =	2.5	9.400	56 =	54.500	39	
65	Anna	Gibson	City of Edinburgh		Comp4	3.5	11.500	49 =	3.5	11.050	46 =	2.5	10.350	50 =	3.0	10.100	53 =	3.5	11.400	23 =	54.400	40	
3	Kelsey	Core	Scotland	Comp4-Scotland	Comp4	3.5	11.400	51 =	3.5	11.500	24 =	3.0	10.500	46 =	3.0	10.300	48 =	3.0	10.250	43 =	53.950	41	
19	Eden	Bryant	South West	Comp4-South West	Comp4	3.5	11.700	41 =	3.5	11.450	28 =	3.5	11.550	24 =	3.5	10.800	38 =	2.5	8.400	64 =	53.900	42	
11	Leah	Hirst	Yorkshire	Comp4-Yorkshire	Comp4	3.5	12.000	23 =	3.5	10.500	56 =	3.5	10.900	36 =	3.5	11.000	33 =	2.5	9.350	57 =	53.750	43	
47	Katelyn	John	Wales	Comp4-Wales	Comp4	3.5	12.000	23 =	0.5	7.600	62 =	3.5	11.550	24 =	3.0	11.250	26 =	3.0	11.250	25 =	53.650	44	
58	Isabella	Aldridge	East Midlands	Comp4-East Midlands	Comp4	3.5	11.550	46 =	3.5	11.400	34 =	0.5	8.250	62 =	3.0	10.350	46 =	3.5	12.000	11 =	53.550	45	
22	Ashleigh	Owen	Revolution		Comp4	3.5	11.850	33 =	3.5	11.300	36 =	3.0	10.500	46 =	3.0	10.450	44 =	3.0	9.250	60 =	53.350	46	
39	Gracie	Mitchell	South Devon		Comp4	3.5	11.950	29 =	3.5	11.200	41 =	3.0	11.100	29 =	2.5	9.750	57 =	3.0	9.300	59 =	53.300	47 =	
63	Martha	Franks	London	Comp4-London	Comp4	3.5	11.950	29 =	3.5	11.300	36 =	3.0	11.000	31 =	2.5	9.500	60 =	3.5	9.550	54 =	53.300	47 =	
27	Alexia	Welsh	Xcel		Comp4	3.5	11.400	51 =	3.5	10.350	58 =	3.0	10.300	51 =	3.5	10.700	41 =	3.0	10.300	38 =	53.050	49	
5	Katie	Church	Portsmouth		Comp4	3.5	11.800	37 =	3.5	10.900	49 =	2.5	8.900	58 =	3.0	10.200	50 =	3.5	11.050	29 =	52.850	50	
29	Lucy	McCarthy	South East	Comp4-South East	Comp4	3.5	11.200	58 =	3.5	11.450	28 =	2.5	9.800	56 =	2.5	9.850	55 =	3.5	10.300	38 =	52.600	51	
32	Scarlett	Cherry	South East	Comp4-South East	Comp4	3.5	11.200	58 =	3.5	10.800	52 =	3.5	11.050	30 =	2.5	9.350	61 =	3.5	10.100	48 =	52.500	52	
34	Jessica	Rouse	Plymouth Swallows		Comp4	3.5	10.900	62 =	3.5	10.400	57 =	2.5	10.000	53 =	3.5	10.850	36 =	3.0	10.300	38 =	52.450	53	
1	Leigha	Christie	Scotland	Comp4-Scotland	Comp4	3.5	11.600	45 =	3.5	11.200	41 =	2.0	8.600	60 =	3.5	10.850	36 =	3.0	9.950	50 =	52.200	54	
12	Demi	Daniel	Yorkshire	Comp4-Yorkshire	Comp4	3.5	11.000	60 =	3.5	10.800	52 =	3.0	10.450	48 =	2.5	9.700	58 =	3.0	9.850	51 =	51.800	55	
28	Charlie	Isaacs	Xcel		Comp4	3.5	10.950	61 =	3.5	10.300	59 =	2.5	9.950	55 =	3.5	10.150	52 =	3.0	10.300	38 =	51.650	56	
33	Zoe	Pugsley	Phoenix		Comp4	3.5	11.550	46 =	3.5	10.050	60 =	3.0	10.950	34 =	3.0	9.850	55 =	3.0	9.150	61 =	51.550	57 =	
31	Mckenzie	Alexander-Reynolds	South East	Comp4-South East	Comp4	3.5	12.050	22 =	3.5	11.000	47 =	2.0	8.600	60 =	2.5	10.200	50 =	3.5	9.700	52 =	51.550	57 =	
57	Jessica	Swift	East Midlands	Comp4-East Midlands	Comp4	3.5	10.900	62 =	3.5	11.000	47 =	2.5	9.600	57 =	2.5	9.700	58 =	3.5	10.250	43 =	51.450	59	
13	Aimee	Smith	Yorkshire	Comp4-Yorkshire	Comp4	3.5	11.300	54 =	3.5	9.700	61 =	3.5	10.850	39 =	3.0	9.300	62 =	3.0	9.100	62 =	50.250	60	
59	Rebecca	Owen	Vernon Park		Comp4	3.5	11.250	57 =	3.5	11.100	44 =	0.0	7.400	63 =	3.5	10.650	42 =	3.0	9.350	57 =	49.750	61	
56	Molly	Palmer	East Midlands	Comp4-East Midlands	Comp4	3.5	11.800	37 =	1.0	7.550	63 =	2.5	10.000	53 =	2.5	9.950	54 =	3.0	10.150	47 =	49.450	62	
2	Holly	Hixon	Scotland	Comp4-Scotland	Comp4	3.5	11.650	43 =	3.5	10.900	49 =	2.5	8.700	59 =	0.0	2.350	63 =	3.5	9.050	63 =	42.650	63	
14	Ellie	Wade	Yorkshire	Comp4-Yorkshire	Comp4	0.0	0.000	64 =	0.0	0.000	64 =	0.0	0.000	64 =	0.0	0.000	64 =	2.5	9.600	53 =	9.600	64	

2012 Compulsory L4 L3

Womens Artistic

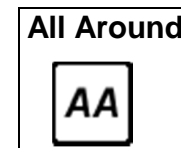

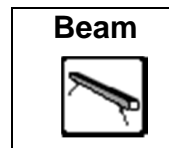
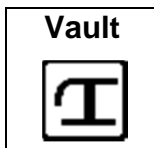


Comp3

No	Name	Club	Team	Comp	D	VT		D	UB		D	BB		D	FX		D	RC		AA							
138	Stephanie	Ponder	East	Comp3-East	Comp3	3.5	12.825	3		4.5	13.000	2		2.5	11.300	8	3.5	12.000	6	3.5	12.650	2	61.775	1			
117	Christine	Tse	East Midlands	Comp3-East Midlands	Comp3	3.5	12.800	4	=	4.5	12.700	3		3.5	11.200	10	=	3.5	11.500	21	=	3.5	12.700	1	60.900	2	
123	Megan	Splain	South	Comp3-South	Comp3	3.5	12.650	7		4.5	13.100	1		3.5	11.650	2	=	3.5	11.900	9	=	3.5	11.350	24	60.650	3	
137	Erika	Magpantay	East	Comp3-East	Comp3	3.5	13.000	1		3.5	11.750	20		3.0	11.600	5	=	3.5	12.000	6	=	3.5	11.650	15	60.000	4	
133	Taeja	James	West Midlands	Comp3-West Midlands	Comp3	3.5	12.400	16	=	4.0	11.850	14	=	3.5	12.200	1		3.5	12.050	5	=	3.5	11.400	23	59.900	5	
158	Phoebe	Ruggins	London	Comp3-London	Comp3	3.5	12.100	29		4.0	11.900	12	=	3.0	11.600	5	=	3.5	12.200	3	=	3.5	11.100	30	58.900	6	
112	Jolie	Ruckley	Wales	Comp3-Wales	Comp3	3.5	12.325	20	=	4.0	12.250	5	=	3.0	10.050	21	=	3.5	11.850	11	=	3.5	12.000	7	58.475	7	
114	Georgia	Wink	Wales	Comp3-Wales	Comp3	3.5	12.625	8	=	3.0	10.250	48	=	3.0	11.650	2	=	3.5	12.250	1	=	3.0	11.600	17	58.375	8	=
113	Lauren	Ali	Wales	Comp3-Wales	Comp3	3.5	12.025	31	=	4.0	12.250	5	=	3.0	10.250	18	=	3.5	11.600	16	=	3.5	12.250	5	58.375	8	=
104	Courtney	Burton	North	Comp3-North	Comp3	3.5	12.525	11	=	4.0	12.100	8		3.0	10.000	23	=	3.5	11.400	27	=	3.5	12.350	3	58.375	8	=
156	Rebekah	Bell	London	Comp3-London	Comp3	3.5	12.525	11	=	3.0	11.950	10	=	3.0	10.350	17	=	3.5	11.650	13	=	3.5	11.700	13	58.175	11	
152	Ellee	Cheetham	North West	Comp3-North West	Comp3	3.5	12.350	19		3.0	11.550	23	=	3.0	11.250	9		3.5	12.100	4	=	3.0	10.900	36	58.150	12	
136	Marney	Easen	East	Comp3-East	Comp3	3.5	12.875	2		3.5	11.700	21		3.0	9.950	25	=	3.5	11.600	16	=	3.5	12.000	7	58.125	13	
139	Emma	Hill	East	Comp3-East	Comp3	3.5	12.500	13	=	3.0	11.450	25	=	3.0	11.200	10	=	3.5	11.550	20	=	3.0	11.250	26	57.950	14	
159	Chiara	Bunce	London	Comp3-London	Comp3	3.5	12.200	27		4.0	11.900	12	=	3.0	11.500	7		3.5	11.700	12	=	3.5	10.450	44	57.750	15	
131	Laura	Beasley	West Midlands	Comp3-West Midlands	Comp3	3.5	12.725	6		4.0	11.450	25	=	3.0	9.650	32	=	3.5	12.000	6	=	3.5	11.900	10	57.725	16	
122	Maisie	Lloyd-Jones	South	Comp3-South	Comp3	3.5	12.250	23	=	3.5	11.000	34	=	3.5	10.900	13	=	3.5	11.650	13	=	3.5	11.650	15	57.450	17	
108	Ella	Ross-Jessop	Ladywell		Comp3	3.5	12.625	8	=	3.5	11.850	14	=	2.0	9.450	34	=	3.5	11.600	16	=	3.5	11.900	10	57.425	18	
118	Molly	Williams	East Midlands	Comp3-East Midlands	Comp3	3.5	11.925	37		3.5	11.850	14	=	3.0	10.150	20		3.5	11.250	30	=	3.5	12.050	6	57.225	19	
142	Jessica	Daykin	South West	Comp3-South West	Comp3	3.5	12.025	31	=	3.5	11.300	29	=	3.0	10.950	12	=	3.5	11.150	32	=	3.5	11.700	13	57.125	20	
120	Lois	Warden	Europa		Comp3	3.5	11.775	41	=	2.5	10.700	39	=	3.5	11.650	2	=	3.5	11.450	23	=	3.5	11.500	20	57.075	21	
134	Phoebe	Nicholls	West Midlands	Comp3-West Midlands	Comp3	3.5	12.500	13	=	4.0	11.800	19		3.0	9.950	25	=	3.5	11.450	23	=	3.5	11.250	26	56.950	22	
153	Kelsey Ann	Moore	North West	Comp3-North West	Comp3	3.5	12.800	4	=	3.5	12.250	5	=	3.0	9.100	35	=	3.5	10.900	42	=	3.5	11.800	12	56.850	23	
144	Amelia	Knight	South West	Comp3-South West	Comp3	3.5	12.500	13	=	3.0	11.150	32	=	3.0	10.650	14	=	3.5	11.450	23	=	3.5	11.050	32	56.800	24	
124	Jamie-Lee	Fantham	South	Comp3-South	Comp3	3.5	12.375	18		4.0	12.450	4		2.5	8.450	43		3.5	12.250	1	=	3.0	11.050	32	56.575	25	
101	Katie	Leadbitter	North	Comp3-North	Comp3	3.5	11.725	44		3.5	12.000	9		2.5	9.900	28		3.5	10.950	38	=	3.5	11.950	9	56.525	26	
128	Corinna	Towler	South East	Comp3-South East	Comp3	3.5	12.400	16	=	3.0	11.550	23	=	3.0	10.200	19	=	3.5	11.000	37	=	3.0	10.950	35	56.100	27	
154	Daisy	Gamble	North West	Comp3-North West	Comp3	3.5	12.025	31	=	3.0	11.300	29	=	2.5	10.000	23	=	3.5	10.950	38	=	3.5	11.600	17	55.875	28	
130	Larisha	Lee	Heathrow		Comp3	3.5	11.775	41	=	3.0	11.300	29	=	2.5	10.450	16	=	3.5	11.650	13	=	2.5	10.300	47	55.475	29	=
116	Lauren	Whitehead	East Midlands	Comp3-East Midlands	Comp3	3.5	12.225	25	=	3.5	11.850	14	=	3.0	9.850	29	=	3.5	11.050	35	=	3.5	10.500	43	55.475	29	=
119	Ella	Morel	East Midlands	Comp3-East Midlands	Comp3	3.5	12.175	28		3.5	11.600	22		3.0	10.050	21	=	3.5	10.550	47	=	3.5	11.100	30	55.475	29	=
111	Naomi	Jarman	Wales	Comp3-Wales	Comp3	3.5	11.775	41	=	3.0	11.150	32	=	3.0	9.950	25	=	3.5	10.850	45	=	3.5	11.450	21	55.175	32	
157	Tia	Andrews	London	Comp3-London	Comp3	3.5	11.625	47	=	3.5	10.700	39	=	3.5	9.850	29	=	3.5	11.500	21	=	3.5	10.900	36	54.575	33	
129	Stella	Horrell	Heathrow		Comp3	3.5	11.650	46		4.0	11.450	25	=	3.0	9.050	36	=	3.5	11.050	35	=	3.5	10.800	40	54.000	34	

2012 Compulsory L4 L3

Womens Artistic



155	Amelia	Rogers	Portsmouth		Comp3	3.5	12.075	30		2.5	10.250	48	=	2.5	9.000	38	=	3.5	11.150	32	=	3.5	11.450	21	=	53.925	35	
106	Alyeana	Rahim	Sapphire		Comp3	3.5	11.825	39	=	3.5	11.950	10	=	2.5	8.650	42	=	3.5	10.350	49	=	3.5	11.000	34	=	53.775	36	
102	Charlotte	Nelson	North	Comp3-North	Comp3	3.5	11.975	34	=	4.0	11.850	14	=	3.0	10.500	15	=	2.5	9.550	51	=	3.5	9.800	51	=	53.675	37	
132	Kelsey	Large	West Midlands	Comp3-West Midlands	Comp3	3.5	11.900	38	=	2.5	10.650	41	=	2.5	9.050	36	=	3.5	11.600	16	=	3.5	10.450	44	=	53.650	38	
149	Jessica	Clarke	Revolution		Comp3	3.5	12.225	25	=	3.0	11.000	34	=	2.0	8.100	45	=	3.5	10.900	42	=	3.5	10.850	39	=	53.075	39	
141	Emilia-Mae	Lynk	South West	Comp3-South West	Comp3	3.5	12.250	23	=	1.5	7.850	53	=	2.5	9.850	29	=	3.5	11.450	23	=	3.5	11.600	17	=	53.000	40	
145	Jasmine	Doyle	Tameside		Comp3	3.5	11.250	52	=	3.0	10.750	38	=	2.0	8.700	41	=	3.5	10.950	38	=	3.5	11.300	25	=	52.950	41	
121	Freya	Roberts	South	Comp3-South	Comp3	3.5	11.825	39	=	2.5	10.650	41	=	1.5	8.050	46	=	3.5	11.900	9	=	3.5	10.450	44	=	52.875	42	
146	Laura Jane	Core	Scotland	Comp3-Scotland	Comp3	3.5	12.600	10	=	3.5	11.000	34	=	2.0	8.400	44	=	3.5	11.250	30	=	3.0	9.350	53	=	52.600	43	
148	Megan Jane	Morrison	Scotland	Comp3-Scotland	Comp3	3.5	11.700	45	=	3.0	10.400	44	=	3.0	7.200	51	=	3.5	11.300	29	=	3.5	11.150	28	=	51.750	44	
109	Ellie	Clements	City of Bristol		Comp3	3.5	12.325	20	=	2.5	10.500	43	=	2.5	8.950	40	=	3.5	9.400	52	=	3.5	10.550	42	=	51.725	45	
125	Kylah	Tranfield	Norwich		Comp3	3.5	11.000	54	=	2.5	10.300	47	=	2.0	9.500	33	=	3.5	9.950	50	=	3.5	10.750	41	=	51.500	46	
151	Ella	Burnett	North West	Comp3-North West	Comp3	3.5	11.625	47	=	3.0	11.400	28	=	0.5	7.500	50	=	0.5	8.350	53	=	3.5	12.350	3	=	51.225	47	
110	Olivia	Constable	City of Bristol		Comp3	3.5	12.325	20	=	2.5	11.000	34	=	1.0	4.750	53	=	3.5	11.100	34	=	3.5	11.150	28	=	50.325	48	
150	Emily	Byrne	Bury		Comp3	3.5	11.350	50	=	2.5	10.400	44	=	1.5	7.550	49	=	3.5	10.900	42	=	3.5	10.050	48	=	50.250	49	
115	Yasmin	Kendrick	Park Wrekin		Comp3	3.5	11.950	36	=	2.5	10.400	44	=	2.0	6.550	52	=	3.5	11.400	27	=	3.5	9.850	50	=	50.150	50	
143	Megan	Morris	South West	Comp3-South West	Comp3	3.5	11.525	49	=	2.5	10.000	51	=	2.5	8.050	46	=	3.5	10.550	47	=	3.5	9.800	51	=	49.925	51	
147	Emily	Bremner	Scotland	Comp3-Scotland	Comp3	3.5	11.975	34	=	2.5	6.850	54	=	2.5	9.000	38	=	3.5	10.950	38	=	3.5	10.900	36	=	49.675	52	
127	Danielle	Shaw	South East	Comp3-South East	Comp3	3.5	11.325	51	=	2.5	10.000	51	=	1.5	7.650	48	=	3.5	10.600	46	=	3.5	9.950	49	=	49.525	53	
135	Kaia	Stead-Price	City of Leeds		Comp3	3.5	11.150	53	=	2.5	10.200	50	=	0.0	1.800	54	=	0.0	0.000	54	=	0.0	0.000	54	=	23.150	54	

Results

Comp4

Team	Vault	Bars	Beam	Floor	Range	Total	Posn
Comp4-East	36.500	35.650	36.950	35.650	36.950	181.700	1
Comp4-North West	36.650	35.200	36.400	35.350	35.350	178.950	2
Comp4-South	36.950	35.200	36.400	34.700	35.600	178.850	3
Comp4-South West	37.600	35.550	35.850	34.350	33.850	177.200	4
Comp4-North	36.550	34.900	34.600	34.650	35.950	176.650	5
Comp4-Wales	36.700	34.100	35.400	34.600	35.300	176.100	6
Comp4-West Midlands	36.000	34.900	35.600	34.750	34.400	175.650	7
Comp4-London	36.500	36.050	32.650	34.450	32.600	172.250	8
Comp4-Scotland	35.650	34.150	31.300	32.250	31.350	164.700	9
Comp4-East Midlands	35.550	33.700	30.500	31.100	32.550	163.400	10
Comp4-South East	34.550	34.150	31.600	31.400	30.100	161.800	11
Comp4-Yorkshire	34.300	31.000	32.200	30.000	28.800	156.300	12

Results

Comp3

Team	Vault	Bars	Beam	Floor	Range	Total	Posn
Comp3-East	38.700	36.450	34.100	35.600	36.300	181.150	1
Comp3-Wales	36.975	35.650	31.950	35.700	35.850	176.125	2
Comp3-London	36.825	35.750	33.450	35.550	33.700	175.275	3
Comp3-South	37.275	36.550	31.000	36.050	34.050	174.925	4
Comp3-West Midlands	37.625	35.100	31.800	35.650	34.550	174.725	5
Comp3-East Midlands	37.200	36.400	31.400	33.800	35.850	174.650	6
Comp3-North West	37.175	35.200	30.350	33.950	35.750	172.425	7
Comp3-South West	36.775	32.450	31.450	34.050	34.350	169.075	8
Comp3-North	36.225	35.950	30.400	31.900	34.100	168.575	9
Comp3-Scotland	36.275	28.250	24.600	33.500	31.400	154.025	10
Comp3-South East	23.725	21.550	17.850	21.600	20.900	105.625	11

Results

Rosebowl

	Gr8	Gr7	Gr6	Gr5	Comp4	Comp3	Total	Posn
South	142.300	142.950	141.800	128.000	178.850	174.925	908.825	1
North West	136.200	137.450	139.550	132.850	178.950	172.425	897.425	2
Wales	137.050	149.600	132.600	125.350	176.100	176.125	896.825	3
South West	145.050	137.350	140.950	123.200	177.200	169.075	892.825	4
West Midlands	131.200	137.900	132.200	123.450	175.650	174.725	875.125	5
East Midlands	136.950	136.100	131.300	115.500	163.400	174.650	857.900	6
East	144.400	143.000	137.550	0.000	181.700	181.150	787.800	7
London	138.550	137.250	129.300	0.000	172.250	175.275	752.625	8
South East	140.800	144.550	139.000	0.000	161.800	105.625	691.775	9
Scotland	134.800	137.200	0.000	0.000	164.700	154.025	590.725	10
Yorkshire	136.200	136.450	137.100	0.000	156.300	0.000	566.050	11
North	136.450	0.000	0.000	0.000	176.650	168.575	481.675	12
Isle of Man	129.000	0.000	0.000	127.000	0.000	0.000	256.000	13